


Signatone S-4710 Multipurpose Probe Card Adapter

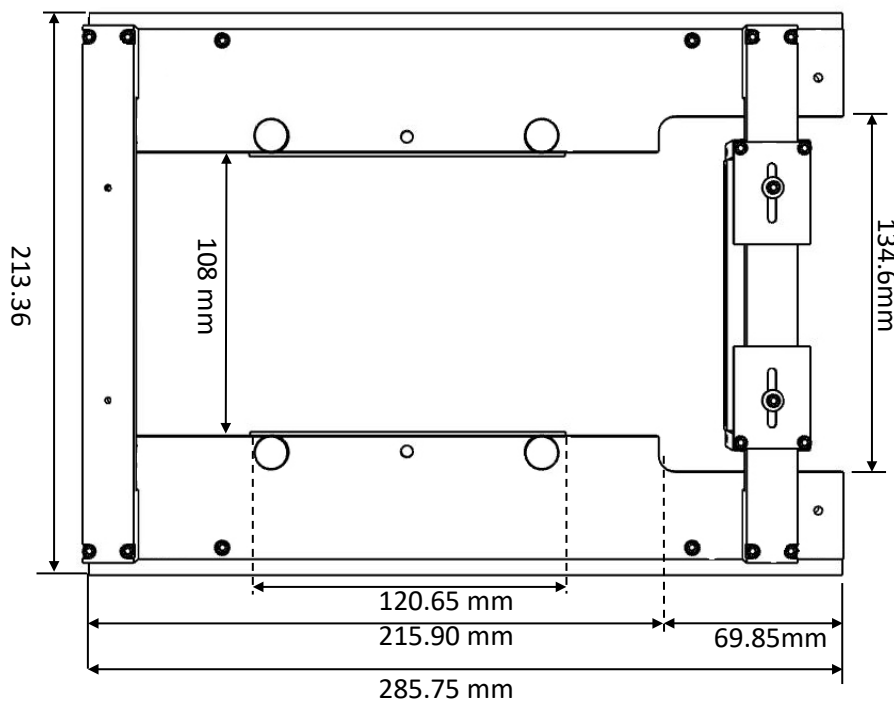
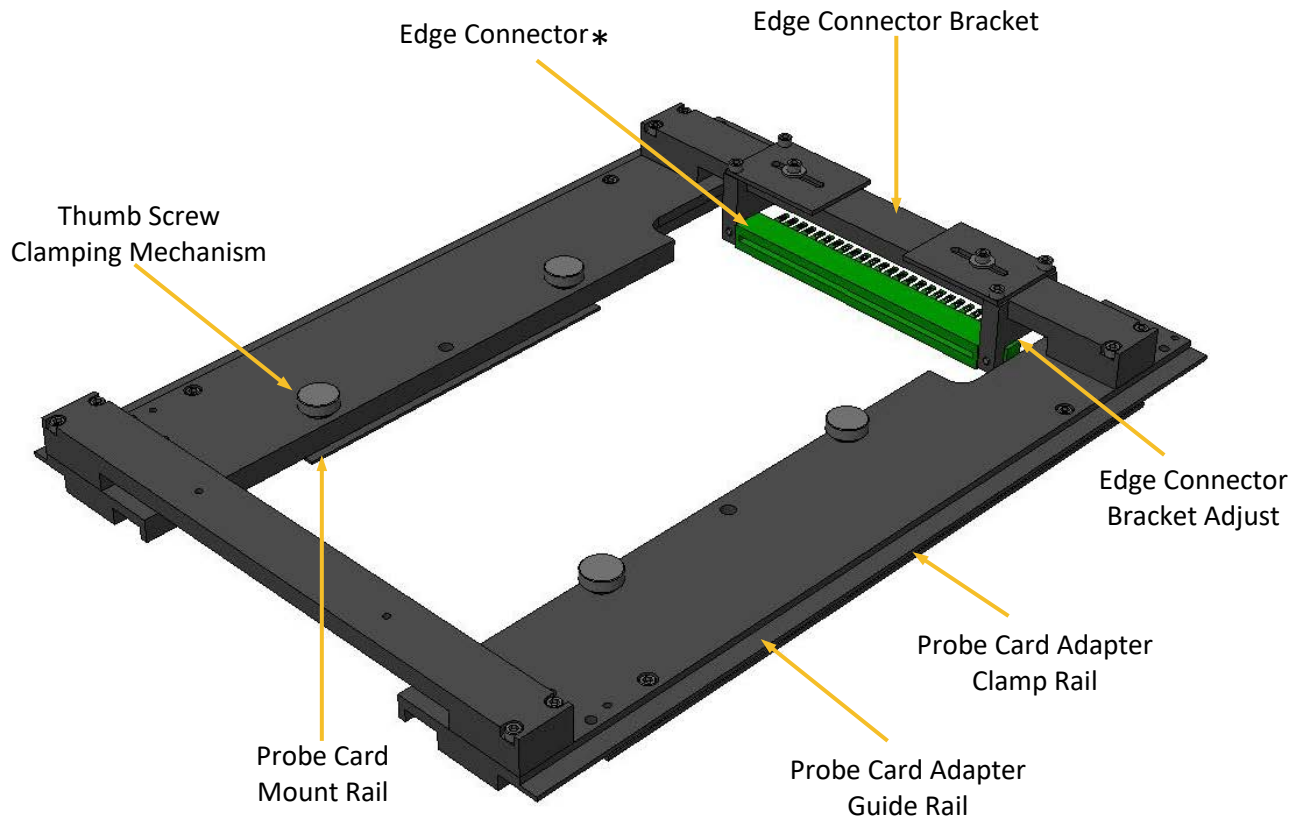


❖ APPLICATIONS / FEATURES

Signatone's S-4710 Probe Card Adapter is designed to be used with most of Signatone's vast family of probe stations, for most applications that require a probe card. The S-4710 will hold a probe card made by your choice of probe card manufacturer with the industry standard width stated as 4.5 inches wide and less than 12 inches long. The S-4710 slides into the existing channel machined in your Signatone probe station platen. Simply slide the S-4710 into the notch that was pre-machined in the platen, tighten the thumb screws to lock the S-4710 in place, then slide your probe card between the clamps and tighten the thumbscrews to firmly hold your probe card in place. The S-4710 includes bracket for mounting edge connector.

- Holds 4.5" Wide and up to 12" long Probe Cards
- Thumbscrew Clamping Mechanism for Ease of Use
- Very Ridged – supports high Pin count
- Support Edge Connector and Top-side Connection

❖ **S-4710 Features and Dimensions**




* Optional

❖ **WARRANTY**

- Standard Warranty 12 months *
- For Extended Warranty and Service Contracts : Contact Signatone Corp. for more information

* See Signatone Corporate Terms and Conditions of Sale for further details.



- North America: Sales.NA@signatone.com
- Europe: Sales.Europe@signatone.com
- Asia: Sales.Asia@signatone.com

